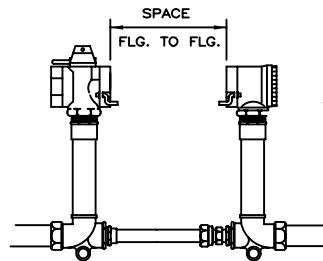


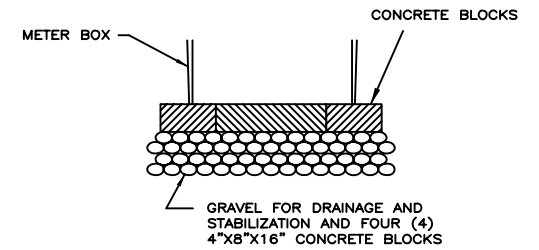
SWING JOINT PLAN VIEW



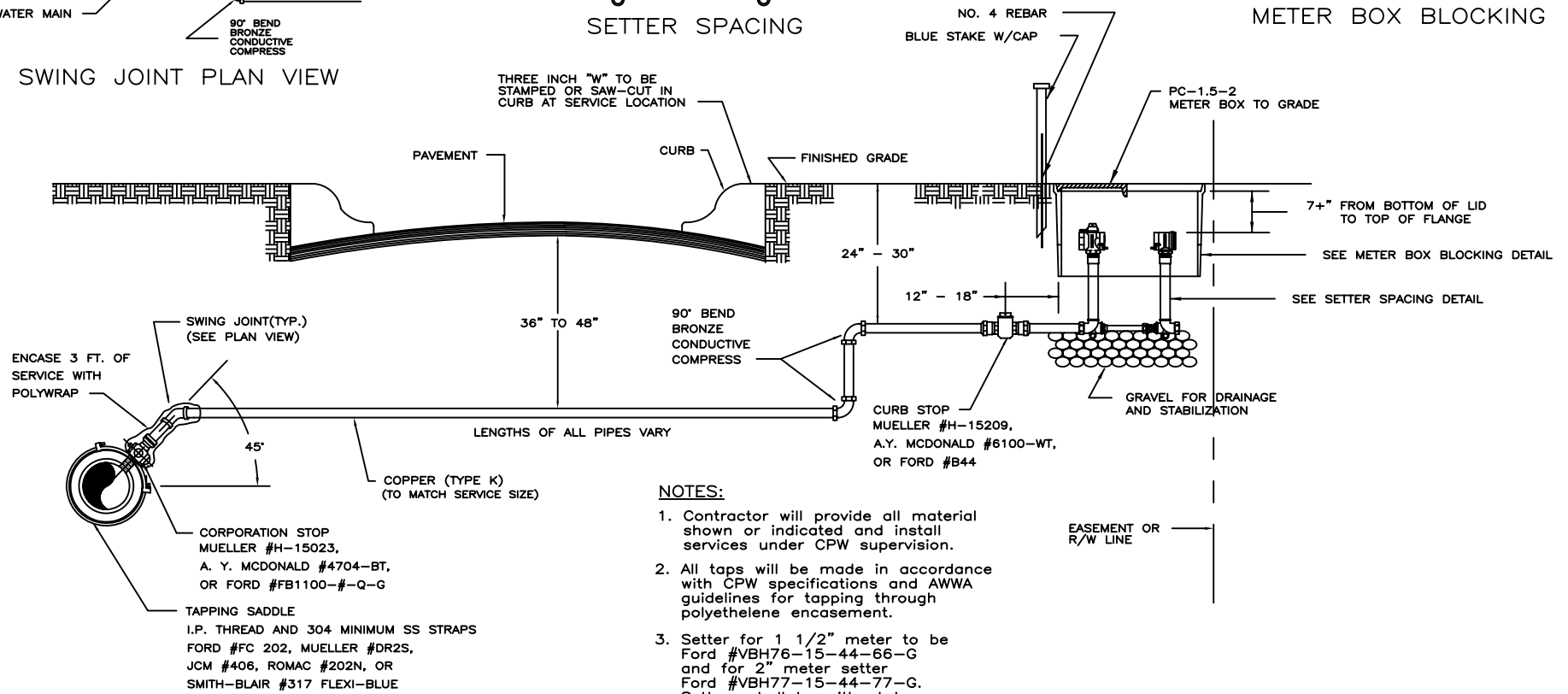
SETTER SPACING

SPACE REQ'D. BETWEEN FLANGES

1 1/2" METER: 13 1/4" - 13 3/8"
 2" METER: 17 1/4" - 17 3/8"



METER BOX BLOCKING



NOTES:

1. Contractor will provide all material shown or indicated and install services under CPW supervision.
2. All taps will be made in accordance with CPW specifications and AWWA guidelines for tapping through polyethylene encasement.
3. Setter for 1 1/2" meter to be Ford #VBH76-15-44-66-G and for 2" meter setter Ford #VBH77-15-44-77-G. Setters shall be without bypasses. or Mueller #B-2422-2 for both sizes with 15" riser and 110 compression connection

CHARLESTON COMMISSIONERS
 OF PUBLIC WORKS

1 1/2" AND 2" WATER SERVICE

APPROVED BY: CPW	DATE: MAR 2000	DRAWING NO. 21
SCALE: NTS	REVISED: MAY 2009	

1 1/2" AND 2" WATER SERVICE